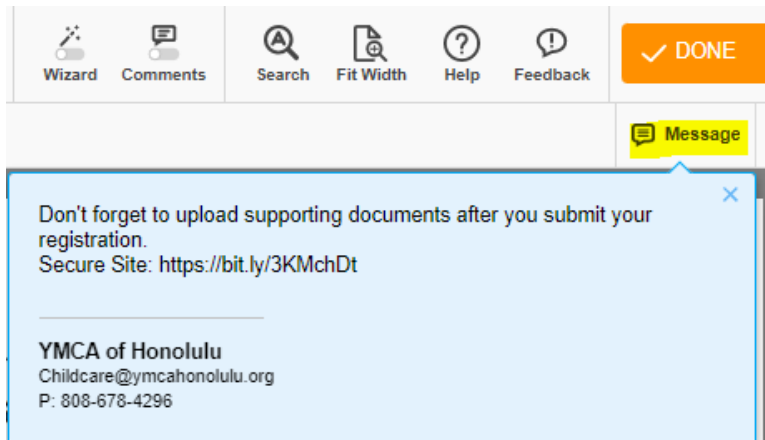
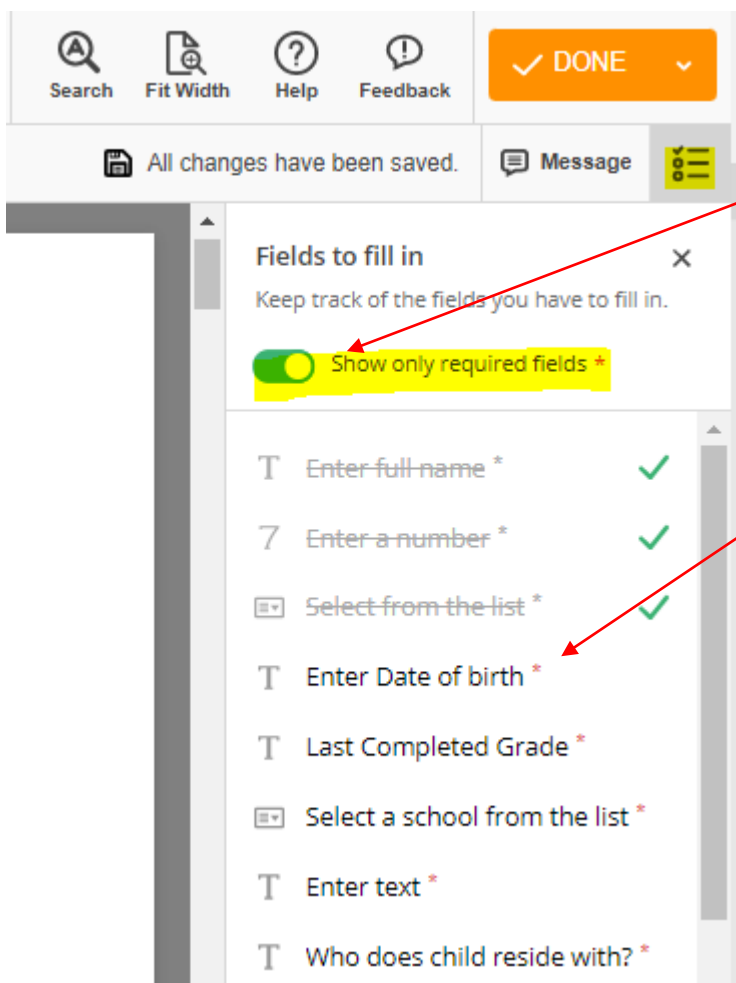


After-School Plus Online Registration Tips




Welcome Message: Toggle on/off the Welcome Message for additional information



Fields to Fill In:
Missed a required field?
Toggle on the 'Show only required fields' button

Click on asterisked fields to take you directly to location

Click to hide or display the pages panel



Undo or Redo last action

Click to jump between pages.
Current page is highlighted

After-School Plus (A+) Program Registration Form

For official use only.
____Checked eligibility status.
Signature of Site Coordinator Date

STUDENT INFORMATION

1st Child's Name	Age	#	Sex	Birthdate	Grade
Other educational/health information about student:					
2nd Child's Name	Age	#	Sex	Birthdate	Grade
Other educational/health information about student:					
3rd Child's Name	Age	#	Sex	Birthdate	Grade

Required fields have a Red triangle in top left corner

Add a Signature



Click in the signature box to open Signature window

Create signature

T Type signature
Enter your full name or initials.
e.g. John Smith

e.g. John Smith

Change style

OR

- Draw signature**
Draw your signature using your device.
- Upload signature**
Upload an image of your signature from your device.
- Capture signature**
Capture your signature with a web camera.
- Add signature via QR code**
Scan a QR code and draw a signature with your finger.
- Add signature via text**
Receive a link via text and draw your
- Add signature via email**
Receive a link via email and draw your

Select Draw signature

Draw signature

Color selection: black, blue, red. Line thickness: [dropdown]

Clear [undo] [redo]

Draw with your mouse or finger

Save and sign

Draw signature and click Save and sign

Add/Edit/Delete a saved signature

